




BLOCK LADDER MESH



Ref.	Width	Wall Width	Material	Length
ISBLM - HD100	050 mm	100 mm	Hot-dip	300 cm
ISBLM - HD150	100 mm	150 mm	Hot-dip	300 cm
ISBLM - HD200	200 mm	200 mm	Hot-dip	300 cm
ISBLM - HD250	250 mm	250 mm	Hot-dip	300 cm

ISEM - CM 50X50	050 mm	100 mm	Stainless Steel	300 cm
ISEM - CM 75X75	100 mm	150 mm	Stainless Steel	300 cm
ISEM -RL1.84kg	200 mm	200 mm	Stainless Steel	300 cm
ISEM - RL2.22Kg	250 mm	250 mm	Stainless Steel	300 cm

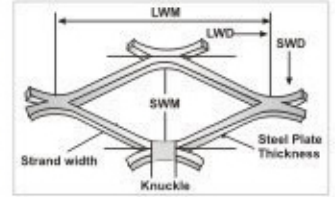


EXPANDED METALS

Expanded Metal Lath is manufactured in accordance with BS1369: Part 1:1987. The galvanized steel used in the manufacture of metal lath is in accordance with BSEN 10142-DX51D+Z275. Where stainless steel is used it is in accordance with BSEN 10088-2-1.4301.


Sizes:

- » Long way of mesh: 12.5-200mm
- » Short way of mesh: 5-80mm
- » Thickness: d: 0.5-8mm
- » Expanded metal mesh at length from 600-4000mm and width from 600-2000mm



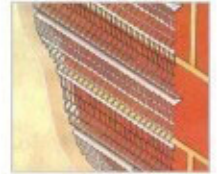
Ref.	Description	Material	Length
ISEM - CM 50X50	50 X 50 mm	Galvanized	285 cm
ISEM - CM 75X75	75 x 75 mm	Galvanized	285 cm

CORNER MESH

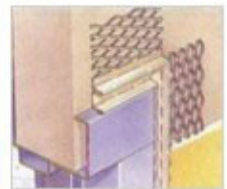
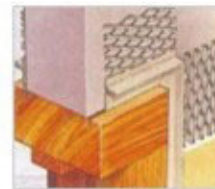



Ref.	Width	Material	Size	Rib Height
ISEM -RL 1.84kg	1.84 Kg/m ²	Galvanized	250 x 70 cm	10 mm
ISEM - RL 2.22Kg	2.22 Kg/m ²	Galvanized	250 x 70 cm	10 mm

RIB LATH



Ref.	Width	Material	Size
ISEM - WF13	With flange 13mm	Galvanized	285 cm
ISEM - WF19	With flange 19mm	Galvanized	285 cm
ISEM - F13	WO flange 13mm	Galvanized	285 cm
ISEM - F19	WO flange 19mm	Galvanized	285 cm

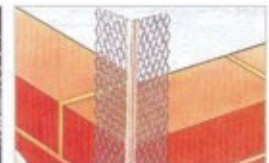



WITHOUT FLANGE

WITH FLANGE

Amit Engg. Works Metal beads are made from:

- 1) Pre-galvanized steel complying with:
 - Bs2989: steel grade Z2, Zinc coating type Z275
 - ASTM A527 - G60 or G90 or
 - ASTM A653/M-G90
 - DIN EN 10147
- 2) Stainless steel complying with:
 - BS 1449: part 2 (304S15),
 - AISI 304, A4
 - DIN Material No. 14301.



Ref.	Description	Material	Size
ISEM - W50G	50 mm wings	Galvanized	285 cm
ISEM - W63G	63 mm wings	Galvanized	285 cm
ISEM = W70G	70 mm wings	Galvanized	285 cm
ISEM = W50SS	50 mm wings	Stainless Steel	300 cm